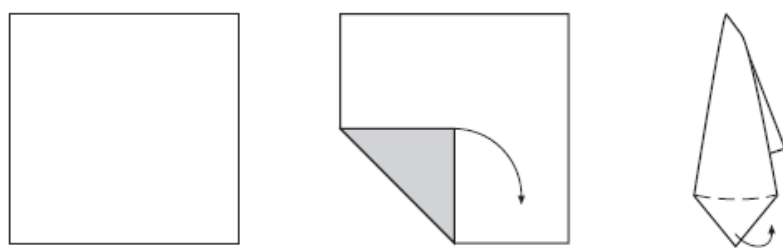
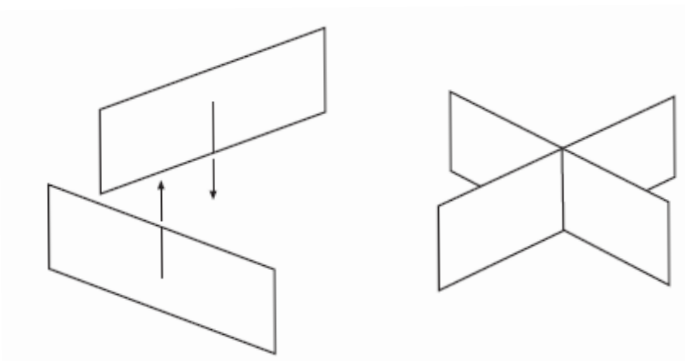


CREATE-A-BIRD

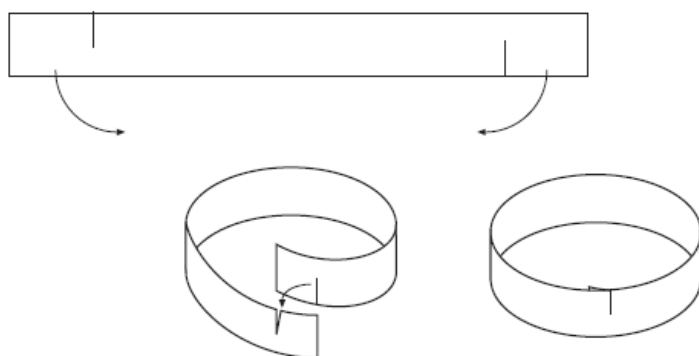
Helpful Techniques when Paper Engineering!




Cones



Cut and Slot
Belts

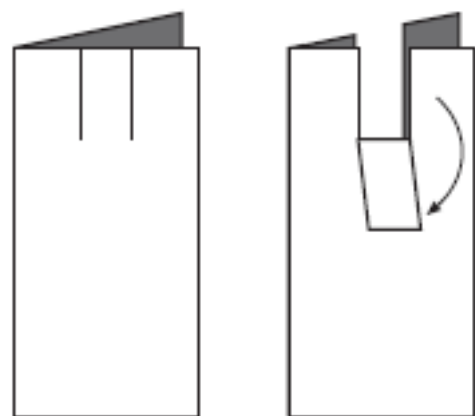


Concertina
Pleating




Cuts

Tabs




This link below shows has a great example of slotting pieces together without glue!

Some birds use their feathers for displaying - Like this male Peacock right.




Legs

Folding paper to create legs of different sizes



Bird parts named



Curling paper to make shapes more 3D



Think about how the birds will be displayed.



Research lots of different birds, here are some wonderful images to get you started!

