

Year 2 Christmas Activity Booklet





Contents

3 Missing Numbers Counting Backwards

4 Christmas 2x Table Mosaic

5 Christmas Joke Activity ★

6 Christmas Joke Activity ★ ★ ★

7 The Mischievous Elf

11 Elves Expanded Noun Phrases

13 Letter to Santa

14 The Diary of a Christmas Elf

16 Spiral Santa Template

18 Christmas Card

20 Christmas Chocolate Bark

22 Christmas Food Wordsearch

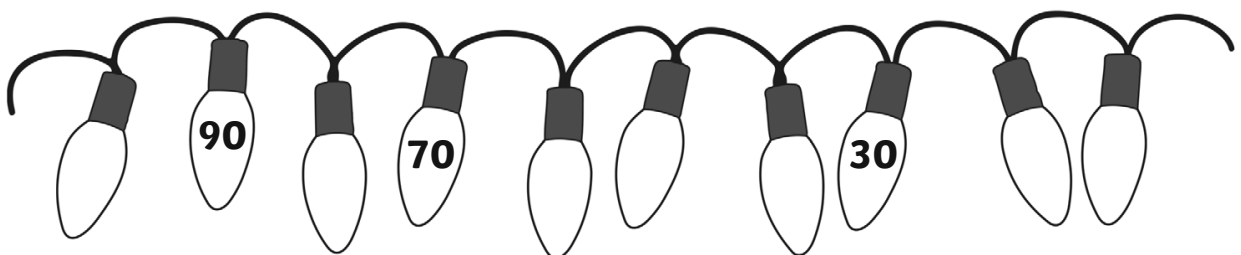
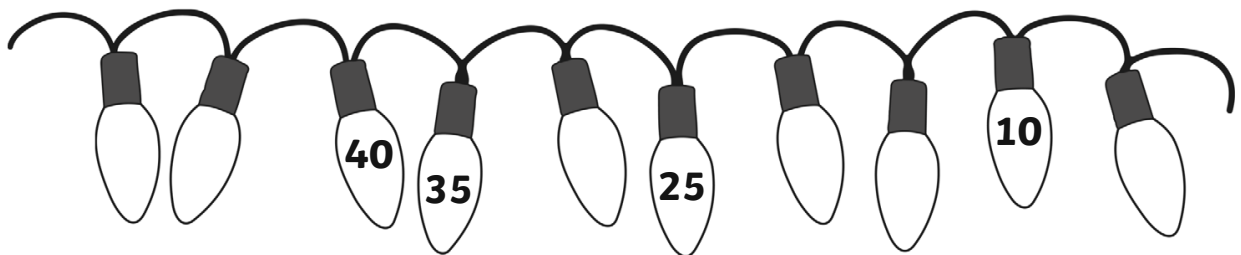
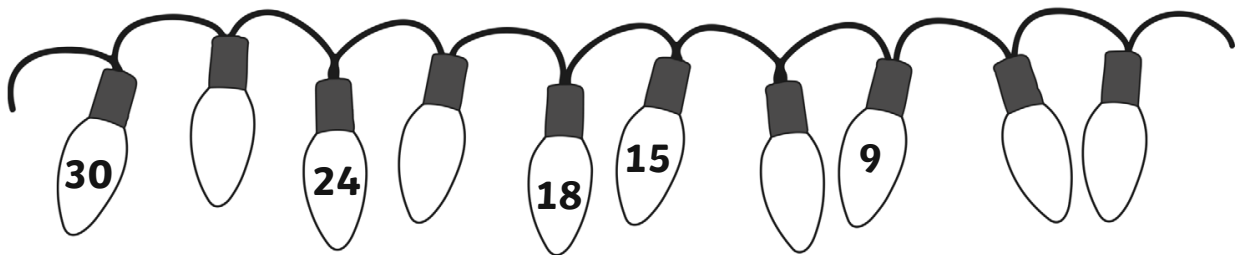
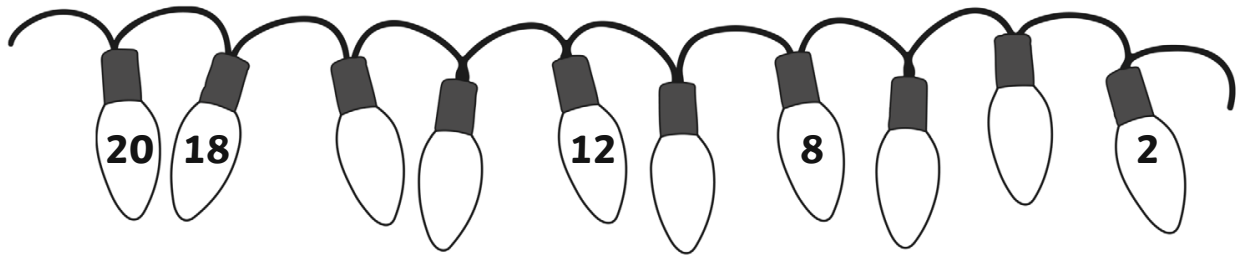
23 Answers





Fairy Lights Missing Numbers Counting Backwards

Write down each missing number.





Christmas 2x Table Mosaic

Christmas 2x, 5x and 10x Table Mosaic

Solve the calculations to reveal the hidden picture.

Blue

Green

Black

Red

Brown

0

1 to 20

21 to 40

41 to 50

51 to 120

10×0	2×5	5×0	7×0	0×11	0×9	0×12	8×2	8×0
0×2	1×10	9×2	12×0	0×10	0×5	10×1	5×3	4×0
3×0	0×4	1×5	5×9	2×0	9×5	2×6	3×0	11×0
0×5	6×0			10×5			0×8	0×0
0×7								9×0
	10×7		12×10		10×8		7×5	
8×10	10×11		9×10		2×11	5×11	7×10	
5×11	5×5	10×10	5×12		11×5	9×10	10×10	12×5
10×10	12×5	10×8	11×10	4×10	7×10	12×5	12×10	8×10
10×3	10×7	12×5	5×11	10×9	5×11	11×10	12×2	10×9

Challenge: How many multiplications in the 2, 5 and 10 times tables give the answer of 20?

Christmas Joke Activity



Ho! Ho! Ho!

Work out the answers to the questions. Each number is linked to a letter. Use the letters to reveal the punch line of the Christmas jokes. Remember to read the clues across the page.

A	B	C	D	E	F	G	H	I	J	K	L	M
1	2	3	4	5	6	7	8	9	10	11	12	13
N	O	P	Q	R	S	T	U	V	W	X	Y	Z
14	15	16	17	18	19	20	21	22	23	24	25	26

1 What do you call a cat on a beach at Christmas? _____

$14 + 5 = \underline{\quad}$ $5 - 4 = \underline{\quad}$ $20 - 6 = \underline{\quad}$ $1 + 3 = \underline{\quad}$ $20 + 5 = \underline{\quad}$
 $10 - 7 = \underline{\quad}$ $10 + 2 = \underline{\quad}$ $9 - 8 = \underline{\quad}$ $18 + 5 = \underline{\quad}$ $19 - 0 = \underline{\quad}$

2 Where does Santa keep his money? _____

$11 - 10 = \underline{\quad}$
 $15 + 4 = \underline{\quad}$ $10 + 4 = \underline{\quad}$ $5 + 10 = \underline{\quad}$ $26 - 3 = \underline{\quad}$
 $1 + 1 = \underline{\quad}$ $13 - 12 = \underline{\quad}$ $7 + 7 = \underline{\quad}$ $16 - 5 = \underline{\quad}$

3 What's a snowman's tantrum called? _____

$20 - 19 = \underline{\quad}$
 $17 - 4 = \underline{\quad}$ $25 - 20 = \underline{\quad}$ $6 + 6 = \underline{\quad}$ $10 + 10 = \underline{\quad}$
 $15 - 11 = \underline{\quad}$ $23 - 8 = \underline{\quad}$ $16 + 7 = \underline{\quad}$ $23 - 9 = \underline{\quad}$

4 What do you call an old snowman? _____

$1 + 0 = \underline{\quad}$
 $5 + 11 = \underline{\quad}$ $17 + 4 = \underline{\quad}$ $2 + 2 = \underline{\quad}$ $10 - 6 = \underline{\quad}$ $25 - 13 = \underline{\quad}$ $17 - 12 = \underline{\quad}$

5 What illness do elves suffer from? _____

$8 + 5 = \underline{\quad}$ $19 - 10 = \underline{\quad}$ $22 - 3 = \underline{\quad}$ $11 + 9 = \underline{\quad}$ $6 + 6 = \underline{\quad}$ $16 - 11 = \underline{\quad}$
 $12 + 8 = \underline{\quad}$ $21 - 6 = \underline{\quad}$ $22 - 18 = \underline{\quad}$ $8 + 11 = \underline{\quad}$





Christmas Joke Activity



Ho! Ho! Ho!

Work out the answers to the questions. Each number is linked to a letter. Use these letters to reveal the punch line of the Christmas jokes. Remember to read the clues across the page.

A	B	C	D	E	F	G	H	I	J	K	L	M
1	2	3	4	5	6	7	8	9	10	11	12	13
N	O	P	Q	R	S	T	U	V	W	X	Y	Z
14	15	16	17	18	19	20	21	22	23	24	25	26

1 What do you call Santa in the South Pole? _____

$8 - 5 - 2 = \underline{\quad}$

$4 + 2 + 6 = \underline{\quad}$

$5 + 5 + 5 = \underline{\quad}$

$26 - 3 - 4 = \underline{\quad}$

$6 + 4 + 10 = \underline{\quad}$

$12 - 4 - 5 = \underline{\quad}$

$19 - 5 - 2 = \underline{\quad}$

$10 - 5 - 4 = \underline{\quad}$

$7 + 7 + 7 = \underline{\quad}$

$26 - 5 - 2 = \underline{\quad}$

$13 - 4 - 4 = \underline{\quad}$

2 What kind of maths do Snowy Owls like? _____

$5 + 5 + 5 = \underline{\quad}$

$17 + 5 + 1 = \underline{\quad}$

$26 - 12 - 2 = \underline{\quad}$

$19 - 10 - 5 = \underline{\quad}$

$16 - 5 - 2 = \underline{\quad}$

$3 + 13 + 4 = \underline{\quad}$

$21 - 7 - 5 = \underline{\quad}$

$9 + 3 + 3 = \underline{\quad}$

$22 - 4 - 4 = \underline{\quad}$

3 What do get if you cross Santa with a duck? _____

$22 - 10 - 11 = \underline{\quad}$

$17 - 5 - 9 = \underline{\quad}$

$2 + 2 + 4 = \underline{\quad}$

$27 - 8 - 1 = \underline{\quad}$

$24 - 8 - 7 = \underline{\quad}$

$5 + 9 + 5 = \underline{\quad}$

$26 - 3 - 3 = \underline{\quad}$

$4 + 4 + 5 = \underline{\quad}$

$19 - 13 - 5 = \underline{\quad}$

$6 + 9 + 4 = \underline{\quad}$

$25 - 5 - 3 = \underline{\quad}$

$13 + 6 + 2 = \underline{\quad}$

$24 - 19 - 4 = \underline{\quad}$

$18 - 5 - 10 = \underline{\quad}$

$3 + 7 + 1 = \underline{\quad}$

$26 - 11 - 10 = \underline{\quad}$

$6 + 6 + 6 = \underline{\quad}$

4 What sort of music do elves like? _____

$4 + 9 + 10 = \underline{\quad}$

$25 - 0 - 7 = \underline{\quad}$

$19 - 7 - 11 = \underline{\quad}$

$5 + 8 + 3 = \underline{\quad}$

$21 - 4 - 4 = \underline{\quad}$

$7 + 5 + 9 = \underline{\quad}$

$7 + 7 + 5 = \underline{\quad}$

$18 - 5 - 4 = \underline{\quad}$

$24 - 7 - 14 = \underline{\quad}$

5 What do Santa's little helpers learn at school? _____

$4 + 7 + 9 = \underline{\quad}$

$24 - 6 - 10 = \underline{\quad}$

$27 - 5 - 17 = \underline{\quad}$

$21 - 8 - 8 = \underline{\quad}$

$4 + 4 + 4 = \underline{\quad}$

$22 - 11 - 5 = \underline{\quad}$

$17 - 13 - 3 = \underline{\quad}$

$19 - 4 - 13 = \underline{\quad}$

$17 - 9 - 3 = \underline{\quad}$

$7 + 9 + 4 = \underline{\quad}$





The Mischievous Elf

Read the story of The Mischievous Elf and answer the questions.

Most elves are good and work hard. They spend most of the year getting presents ready for Christmas. However, there was one elf who was different. Ernie the elf loved to play and to make himself laugh.

Ernie looked like a normal elf; he had small hands and feet, as well as big ears. He wore a green suit with a large hat. The hat had a golden ball on the end, that he loved to shake. It made a lovely gentle noise. He had a great smile whenever he played a trick on someone.


He was a mischievous elf who was always looking for new ways to make everyone giggle.



The Mischievous Elf

He liked to make snowmen. One day, he made a really large snowman and dressed it in Santa's smooth, red suit. Everyone thought it was Santa. Mrs Claus even gave the snowman a big hug and a kiss before she worked out what had happened.

Ernie was also good at making toy cars. He made one that he could fit in and raced it around Santa's workshop. He even gave Rudolph a race to see who was faster. But Rudolph was so fast, he had no chance of beating him.



One year, he hid all of the colourful wrapping paper and the elves had to use newspaper instead!

Everyone loves his tricks and jokes, and they look forward to what he is going to do next!

The Mischievous Elf

1. Which of these statements are true and which are false? Tick true or false for each sentence.

Ernie had small hands and feet.

true false

He wore a red suit.

true false

He was a helpful elf who never made mischief.

true false

Ernie was terrible at making cars.

true false

Everyone loves his tricks and jokes!

true false

2. What does the word **mischievous** mean? Can you think of another word that means the same thing?

The Mischievous Elf

3. Do you think everyone thought the snowman was Santa?

4. Draw a picture of Ernie using the description in the text.





Elves Expanded Noun Phrases

Elves Expanded Noun Phrases

How many expanded noun phrases can you think of to describe what you can see in Santa's Workshop? Remember to use at least two adjectives. One has been done for you.



the busy, hard-working elves

Elves Expanded Noun Phrases







Now, see if you can write some more noun phrases for something else you can see in the workshop.



The Diary of a Christmas Elf

The Diary of a Christmas Elf

Dear Diary,

I woke up early and went straight to Santa's workshop. First I checked the Naughty and Nice List, to see who I was making toys for today. I sharpened some ice skates for Lucy, painted a doll's house for Tommy and finished blowing up all the footballs. After that, I wrapped up some teddy bears and books in bright, colourful paper. Then I helped to load lots of presents onto Santa's sleigh. Santa told us we had done a really good job and gave us some mince pies to thank us. I think I have the best job in the world!



Quick Questions



1. What toy does the elf make for Tommy?



2. Can you find an expanded noun phrase in the diary entry?



3. Why do you think the elf thinks he has the best job in the world?



4. Can you order the elf's day by putting numbers 1-4 in the boxes?

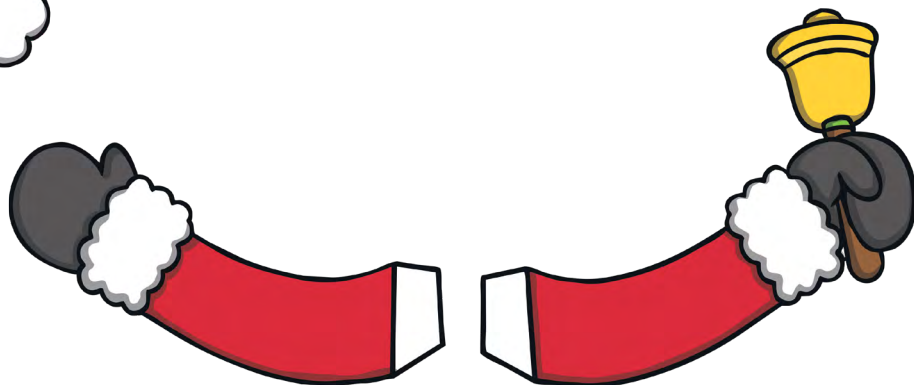

He wrapped up some toys.

He checked the Naughty and Nice List

He loaded toys onto Santa's sleigh.


He made some toys.

Spiral Santa Template





Merry Christmas!




Merry
Christmas!





Christmas Chocolate Bark



Christmas Chocolate Bark



Ingredients

600g white chocolate, broken into squares

Red and green gel food colouring

Christmas sprinkles, cake toppers or edible glitter

Mini marshmallows

Crushed candy canes

Jelly sweets

A baking tray lined with baking parchment

Skewers or cocktail sticks

Gift boxes or cellophane


Christmas ribbon

Method

1. Melt the chocolate in a bowl over a pan of barely simmering water.
2. Divide the chocolate between three bowls. Using the food colouring, colour two of the bowls red and green. Gel food colouring is very strong, so start by adding a very small amount using a skewer or cocktail stick, stirring it in well. Add more until you get the shade you like.
3. Pour the chocolate from the three bowls onto the baking parchment in puddles. The puddles should start to join together.
4. Use a cocktail stick or skewer to swirl the three colours around to make a big marbled slab of melted chocolate.
5. Sprinkle with sweets and decorations of your choice.
6. Leave overnight in a cool place to set.
7. Break the bark into pieces. Wrap it in cellophane or place it in gift boxes lined with baking parchment. Tie with a festive ribbon and add a label.

Hints and Tips

- This makes a great gift for friends, teachers or anyone who enjoys chocolate! You could tailor your decorations to suit the person you will be giving the present to.
- If you are melting the chocolate over hot water, be careful that the bowl is not touching the surface of the water. Also, do not allow any water to get into the chocolate or it will be spoiled.
- You can also melt the chocolate in a microwave (medium power) in short bursts of 15-20 seconds. Make sure you stir it carefully between each burst.
- Don't cool the chocolate in the fridge as this will make the surface dull.







Christmas Food

g i n g e r b r e a d m
l m n o p q e s t g h b
c a n d y c a n e s y u
j k m h f s w q a d g k
t n b p u d d i n g l k
u s t u f f i n g u h j
m i n c e p i e s k l h
p m o n j i u g h t l a
y u l e l o g h g j u m
n h g t h y j u l i o v
q f r u i t c a k e b g
t u r k e y a n e s r e


turkey
pudding
fruitcake
mince pies



gingerbread
candy canes
yule log
ham



stuffing



☆ Year 2 Christmas ☆
Activity Booklet


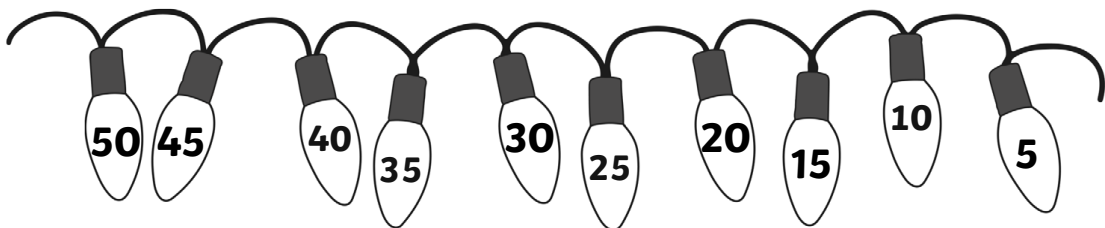
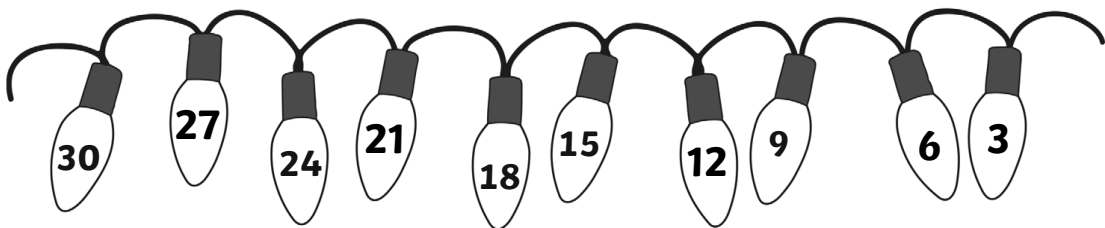
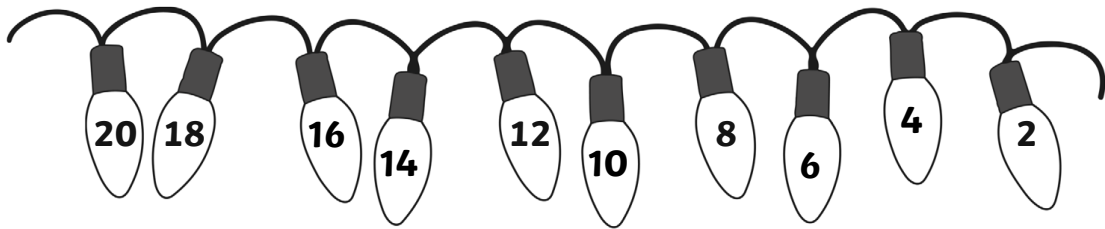
☆ Answers ☆





Fairy Lights Missing Numbers Counting Backwards

Write down each missing number.



Christmas 2x Table Mosaic



Christmas 2x, 5x and 10x Table Mosaic

Solve the calculations to reveal the hidden picture.

Blue		Green		Black		Red		Brown	
0		1 to 20		21 to 40		41 to 50		51 to 120	
10×0	2×5	5×0	7×0	0×11	0×9	0×12	8×2	8×0	
0×2	1×10	9×2	12×0	0×10	0×5	10×1	5×3	4×0	
3×0	0×4	1×5	5×9	2×0	9×5	2×6	3×0	11×0	
0×5	6×0			10×5			0×8	0×0	
0×7								9×0	
	10×7		12×10		10×8		7×5		
8×10	10×11		9×10		2×11	5×11	7×10		
5×11	5×5	10×10	5×12		11×5	9×10	10×10	12×5	
10×10	12×5	10×8	11×10	4×10	7×10	12×5	12×10	8×10	
10×3	10×7	12×5	5×11	10×9	5×11	11×10	12×2	10×9	

Challenge: How many multiplications in the 2, 5 and 10 times tables give the answer of 20?

Christmas 2x, 5x and 10x Table Mosaic

Answers

Blue		Green		Black		Red		Brown	
0		1 to 20		21 to 40		41 to 50		51 to 120	
10×0	2×5	5×0	7×0	0×11	0×9	0×12	8×2	8×0	
0×2	1×10	9×2	12×0	0×10	0×5	10×1	5×3	4×0	
3×0	0×4	1×5	5×9	2×0	9×5	2×6	3×0	11×0	
0×5	6×0			10×5			0×8	0×0	
0×7								9×0	
	10×7		12×10		10×8		7×5		
8×10	10×11		9×10		2×11	5×11	7×10		
5×11	5×5	10×10	5×12		11×5	9×10	10×10	12×5	
10×10	12×5	10×8	11×10	4×10	7×10	12×5	12×10	8×10	
10×3	10×7	12×5	5×11	10×9	5×11	11×10	12×2	10×9	

Challenge: How many multiplications in the 2, 5 and 10 times tables give the answer of 20?

$2 \times 10, 10 \times 2, 5 \times 4, 4 \times 5$



Christmas Joke Activity

★	★★★
1. Sandy Claws	1. A lost clause
2. A snowbank	2. Owldition
3. A meltdown	3. A Christmas quacker
4. A puddle	4. Wrap music
5. Mistletoes	5. The elfabet

The Mischievous Elf



The Mischievous Elf

1. true, false, false, false, true
2. Answers may vary, such as: It means naughty, playful, silly or cheeky
3. Everyone thought the snowman was Santa because the snowman was the same size and shape as Santa and was wearing his clothes.
4. Picture of Ernie must include:
 - Small hands and feet
 - Big ears
 - A green suit
 - A large hat with a golden bell at the end
 - A great big smile
5. Child's own response, such as: I think next he is going to hide all the presents on Christmas Eve.

Elves Expanded Noun Phrases

Child's own responses, such as:

the shiny, polished toys

the glittering, decorated tree

the tidy, organised presents



The Diary of the Mischievous Elf

Answers



1. What toy does the elf make for Tommy?

a doll's house



2. Can you find an expanded noun phrase in the diary entry?

bright, colourful paper



3. Why do you think the elf thinks he has the best job in the world?

Accept any inferential answer based on the text e.g. Because he loves making toys and helping Santa.



4. Can you order the elf's day by putting numbers 1-4 in the boxes?

He wrapped up some toys.

3

He checked the Naughty and Nice List

1

He loaded toys onto Santa's sleigh.

4

He made some toys.

2



Christmas Food Answers

~~g i n g e r b r e a d~~ m
l m n o p q e s t g h b
~~c a n d y c a n e s~~ y u
j k m h f s w q a d g k
t n b ~~p u d d i n g~~ l k
u ~~s t u f f i n g~~ u h j
~~m i n c e p i e s~~ k l h
p m o n j i u g h t l a
~~y u l e l o g~~ h g j u m
n h g t h y j u l i o v
q ~~f r u i t c a k e~~ b g
~~c a n d y c a n e s~~ r e

turkey
pudding
fruitcake
mince pies

gingerbread
candy canes
yule log
ham

stuffing